

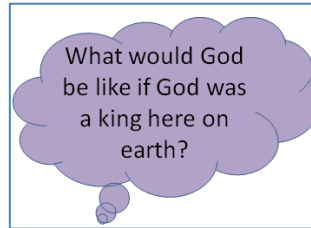
Year 2 RE

Kingdom of God: Lesson 2

Recap

Show your child slides 2 and 3 to help them remember what has previously been covered.

Slide 4: What would God be like if God was a king here on earth?




Show slide 1 and read the question. Collect words to describe what God's kingdom might be like. (Discuss what things might be important e.g. kindness, love).

Quickly draw a picture of an aspect/part of what God's kingdom might look like if we could see it here from the earth. Could God be a queen?

You could also create a collage and take more time if your child needs to explore this idea more.

Slide 5:



Ask your child to imagine they are in a very hot country called Israel, they are sitting outside and they are listening to Jesus the teacher. Someone asks him how they should pray: He replies, When you pray.... pray like this: 'Our Father in heaven, holy is your name, your kingdom come, your will be done, on earth as in heaven. Give us today our daily bread. Forgive us our sins as we forgive those who sin against us. Lead us not into temptation but keep us safe from evil. For the kingdom, the power, and the glory are yours now and for ever. Amen.'

(Your child should recognise this as the Lord's Prayer – as it is used in collective worship in school.)

Slide 6:



Teachers Notes: Instruction: Show the above slide and read the above statement. Remind your child this is part of the Lord's Prayer

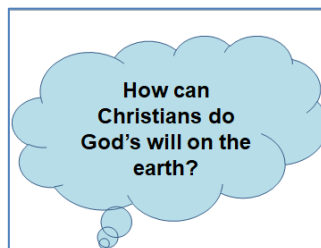
Ask: What do you think Jesus meant when he asked the disciples to pray; 'Your kingdom come Your will be done'.

Ask your child to write down their ideas about the words above.

Ask your child to create a picture or poster with 2 parts:

- 1) Showing God's kingdom ie God's will eg pictures showing love forgiveness kindness joy.
- 2) Not God's Kingdom/will.eg bad things.

Slide 7: Final reflection



Light a candle and think together about: **How can Christians do God's will on the earth?**

****Add your answers to the blog on Purple Mash.****