

# Together @ Home

Here are some activities you could do together as a family, begin with the story and then do as many or as few as you like, in any order.

## Bible Passage

Today we will be exploring together the story of Hannah and Samuel.

You can find it in your Bible in:  
**1 Samuel 1**

Read the passage together – choose a Bible translation or children's story version which best suits your group.



## A prayer to say together

Dear God,

Thank you for the story of Hannah who dedicated her son Samuel to serving in the Temple.

Thank you that when Hannah called out in prayer that you heard her. Help us to be dedicated in our own prayer lives, trusting that you hear us and love us.

We thank you for all those who are mothers in our own lives, helping us to grow in our faith and relationship with God.

Amen

## Discussion

### A question for adults to ask children

*What tasks do you think Samuel would have been given in the temple? What are some of the ways you can serve God?*

Samuel was very young when his mother brought him to the temple. He probably was given simple tasks to begin with such as fetching and carrying things for Eli the high priest. It didn't really matter *what* Samuel was doing, because *everything* he did in his life was for God.

We can serve God with our whole lives too. We can choose to live for God, listening to his voice, sharing his love with others and offering our lives to him in worship.

### A question for children to ask adults

*What is your favourite thing about looking after me?*

## Family Activity 1

**Double up scavenger hunt:** In the story Hannah's husband Elkanah always gave her a double portion because of his love for her. Play a scavenger hunt game with a difference. Gather a selection of objects from around your home, make sure they are things you have more than one of e.g. fork, shoe, book, teddy.

Put all the objects into box or under a blanket. Reveal the objects one at a time. Everybody playing should race to find a matching item.





## A verse to remember

**Psalm 34 v 11**

**Children, come and listen to me.  
I will teach you to worship the Lord.**

Try to learn this verse together, you could come up with some actions to help you remember it or decorate a copy and put it up somewhere you can see it during the week. Who are some of the people who help and teach you, why not take some time to pray for them or to write them a thank you message.

### Active Prayer

In the story Hannah prayed to God in her heart without making a sound but her lips were moving. There are so many ways that we can pray and talk to God, why not try each of these different ways to pray.

**Mouth a prayer like Hannah – remember God can hear us even when we don't speak out loud.**



**Draw a picture of your prayer to God.**



**Pray with your whole body, dance or act out what you want to say to God.**

**Pray as loudly as possible!**



**Write out your prayer to God.**

**Place a hand on a family member and pray for them.**



### Family Activity 2

In the story Hannah prayed to God without speaking out loud, but her lips were still moving. Why not try one of these charades/message passing games together.

#### Traditional Charades

Can everybody guess a favourite book, film or television programme using only actions but no words.



#### Read my lips

Can you share a message from the opposite side of the room? You are only allowed to mouth the words but not speak aloud.



### Lent Connections Challenge

Why not make time to connect with God in new ways during this Lent. Here are some ideas inspired by today's story.

### Family Challenge

Hannah was committed to her family and her promises to God. Why not make a promise to God today that you can keep as a family this week. Perhaps you could commit to ending each day with prayer or to listening to worship music at breakfast time.

**A colouring page you could print and colour together**

Psalm 34 v 11

Children, come and  
listen to me. I will teach  
you to worship the Lord.



# PUZZLE SHEET

Can you find the ten differences between the two pictures?

Can you unscramble the names of some of the characters from the story?

hnaanh

ile

-----

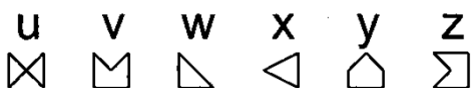
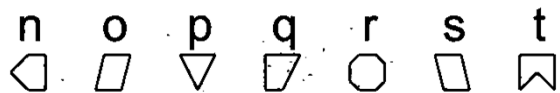
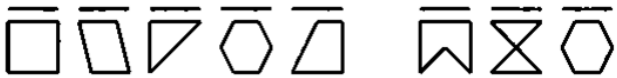
-----

kanehla

lesuma

-----

Decode the message to reveal why Hannah said she chose the name Samuel.



Spot the difference adapted from an original colouring sheet by SundaySchoolZone.com