



THIRD SPACE
LEARNING

Ready-to-go Lesson Slides

Year 2

Position and direction

Lesson 1

Sum1

At Third Space Learning we provide personalised online lessons from specialist maths tutors to support the target groups in your school.

These ready-to-go slides are designed to work alongside our interventions to supplement quality first teaching and raise attainment in maths for all pupils.

To find out more about how you could use our 1-to-1 interventions year-round to boost maths progress in your school then get in touch:

020 3771 0095

hello@thirdspacelearning.com

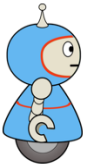
Boosting maths progress through 1-to-1 conversations...



To describe movement

- ☐ I can use the words 'forwards', 'backwards', 'up', 'down', 'left' and 'right' to describe movement in a straight line
- ☐ I can follow and give directions – with a partner
- ☐ I can write directions for routes and I can record routes on grids

Starter: A robot is drawing a shape on this grid of squares.



Look at the instructions and work out which shape the robot will draw, starting at the dot.

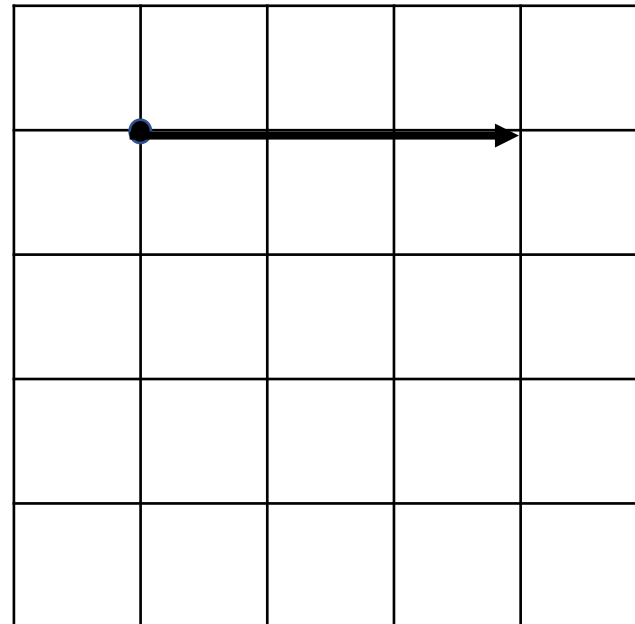
Can you explain your answer?

Forward 3,

Right 3,

Right 3

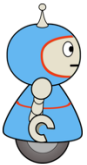
Right 3.



To describe movement

- ☐ I can use the words 'forwards', 'backwards', 'up', 'down', 'left' and 'right' to describe movement in a straight line
- ☐ I can follow and give directions – with a partner
- ☐ I can write directions for routes and I can record routes on grids

Starter: A robot is drawing a shape on this grid of squares.



Look at the instructions and work out which shape the robot will draw, starting at the dot.

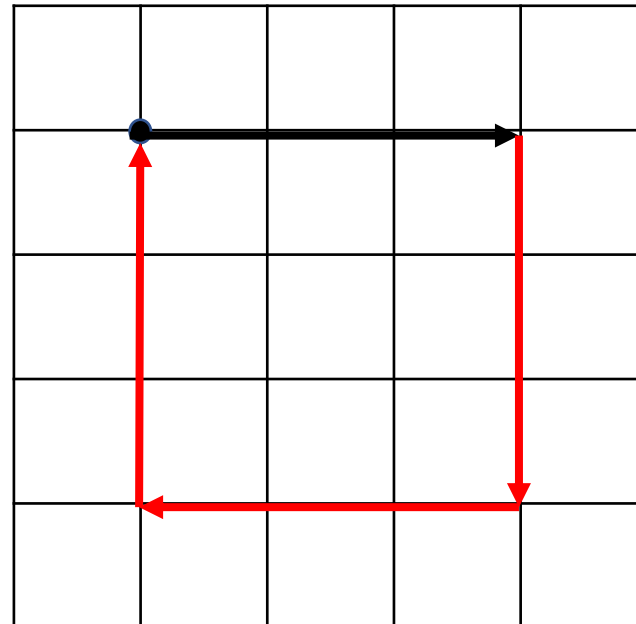
Can you explain your answer?

Forward 3,

Right 3,

Right 3

Right 3. **The robot will draw a square.**

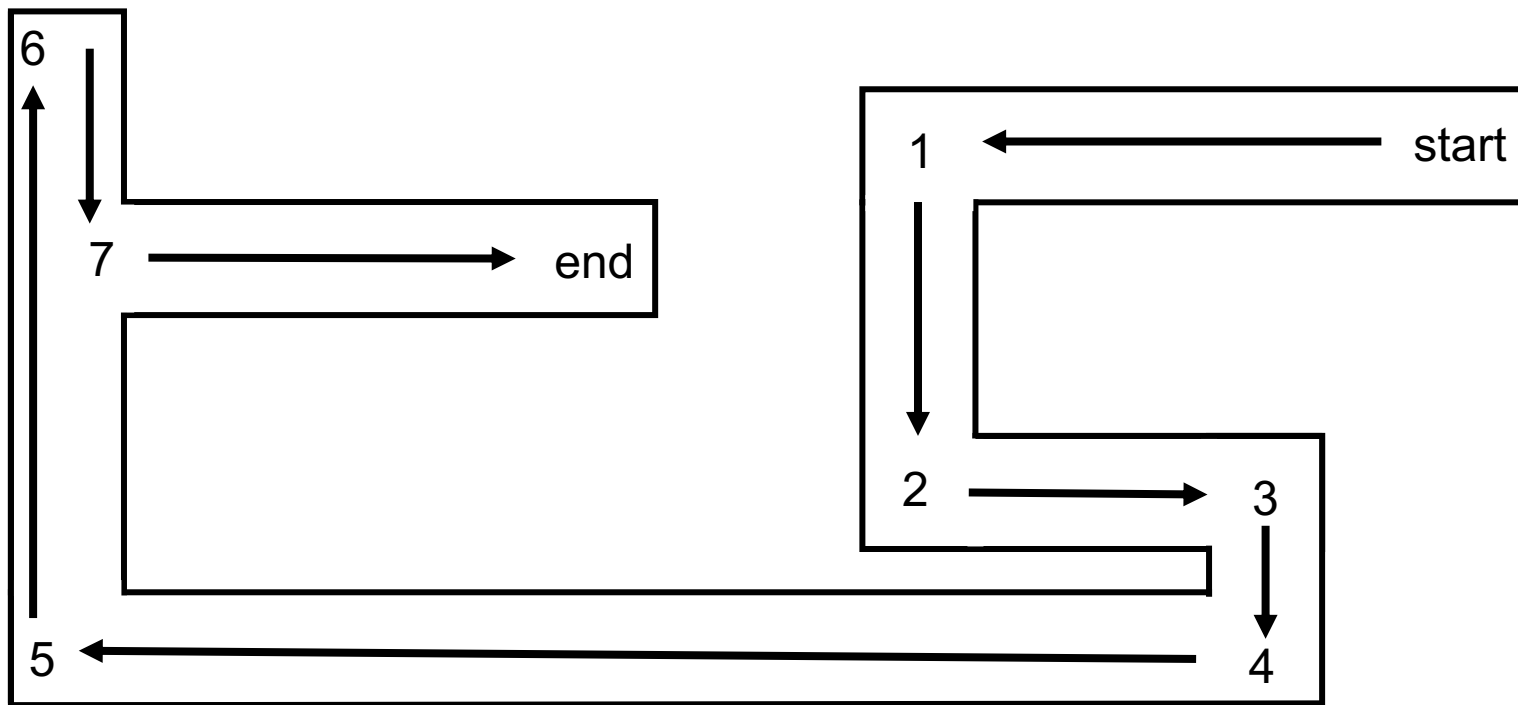


To describe movement

Talking Time:



Evie is walking along a route in the playground. Can you use the words 'left', 'right', 'forwards' and 'backwards' to help her get from the start to the finish of the route?

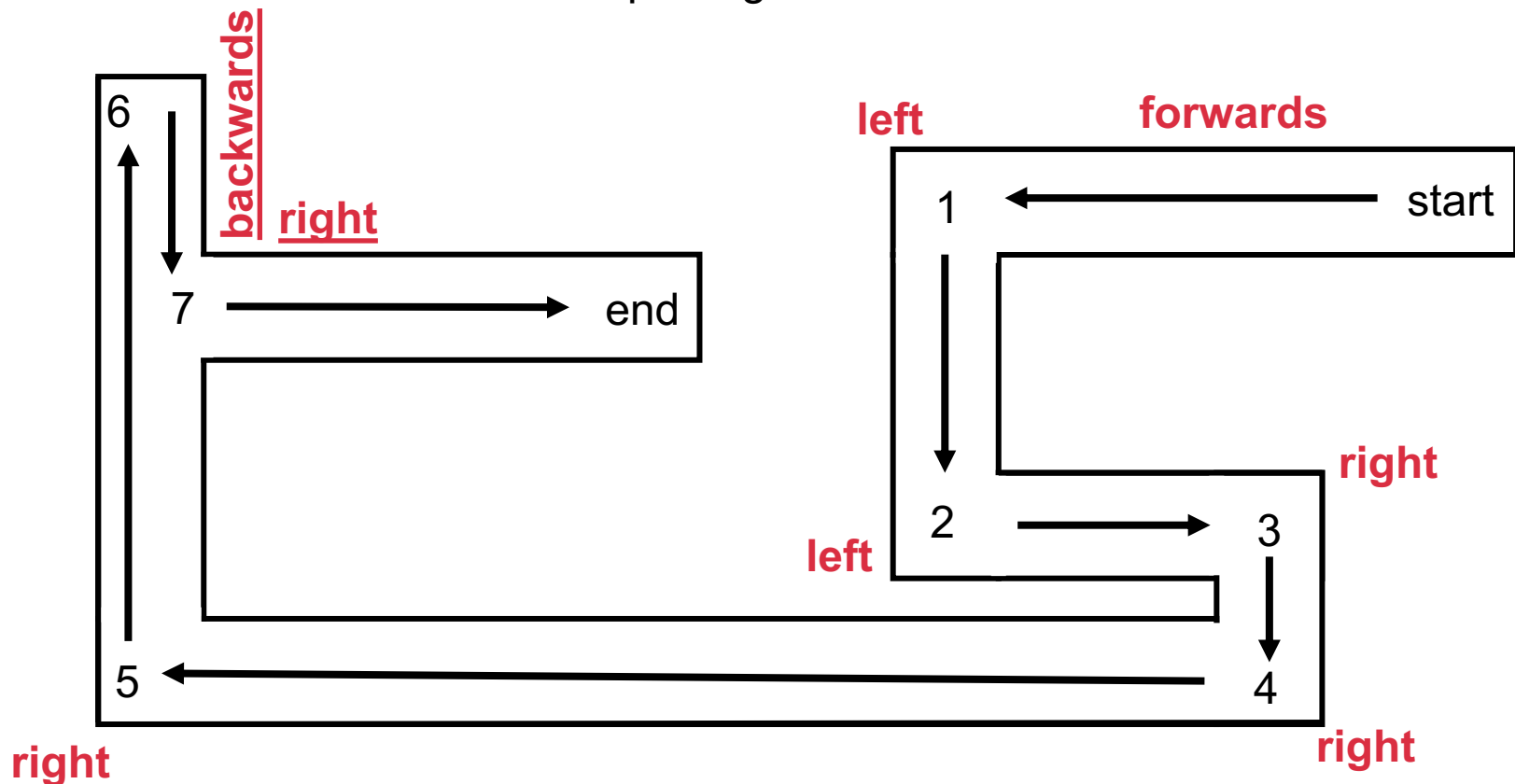


To describe movement

Talking Time:



Evie is walking along a route in the playground. Can you use the words 'left', 'right', 'forwards' and 'backwards' to help her get from the start to the finish of the route?

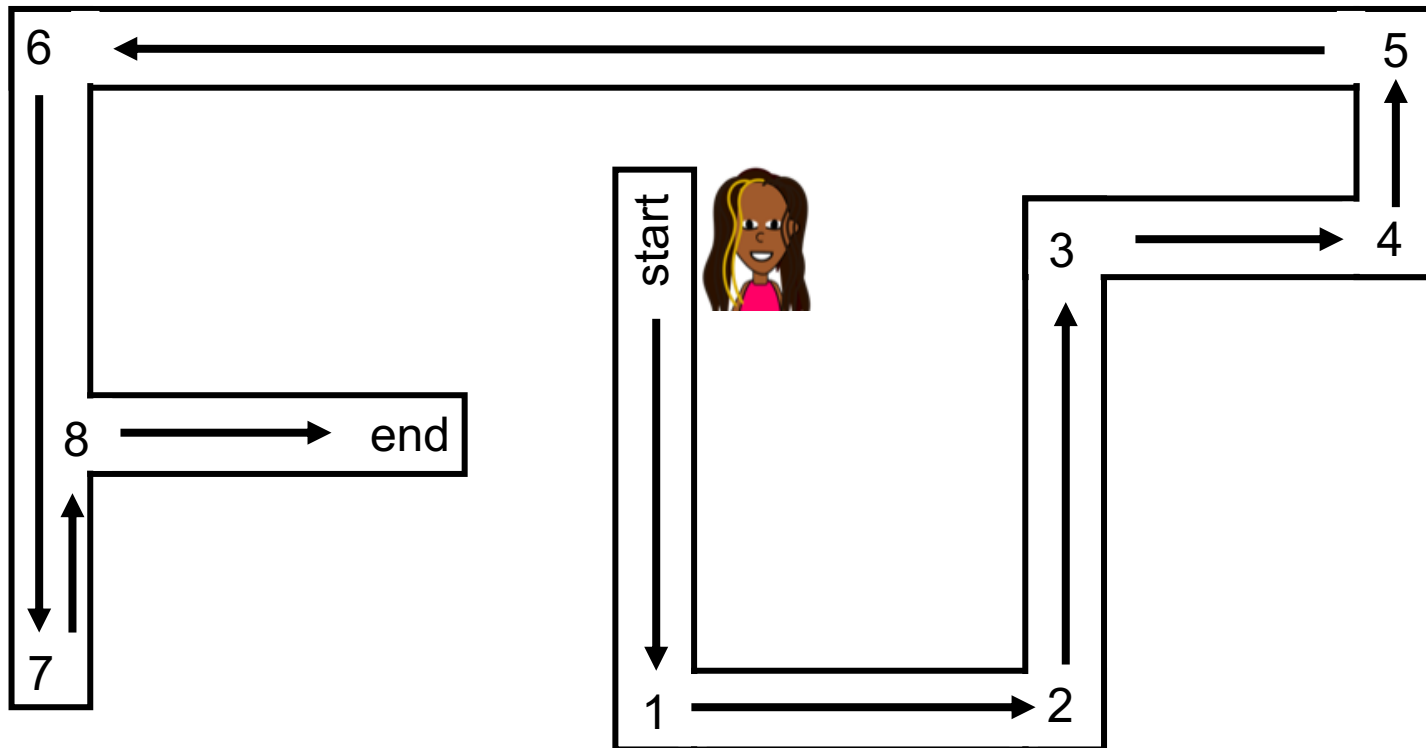


To describe movement

Talking Time:



Alena is walking along a route in the playground. Can you use the words 'left', 'right', 'forwards' and 'backwards' to help her get from the start to the finish of the route?

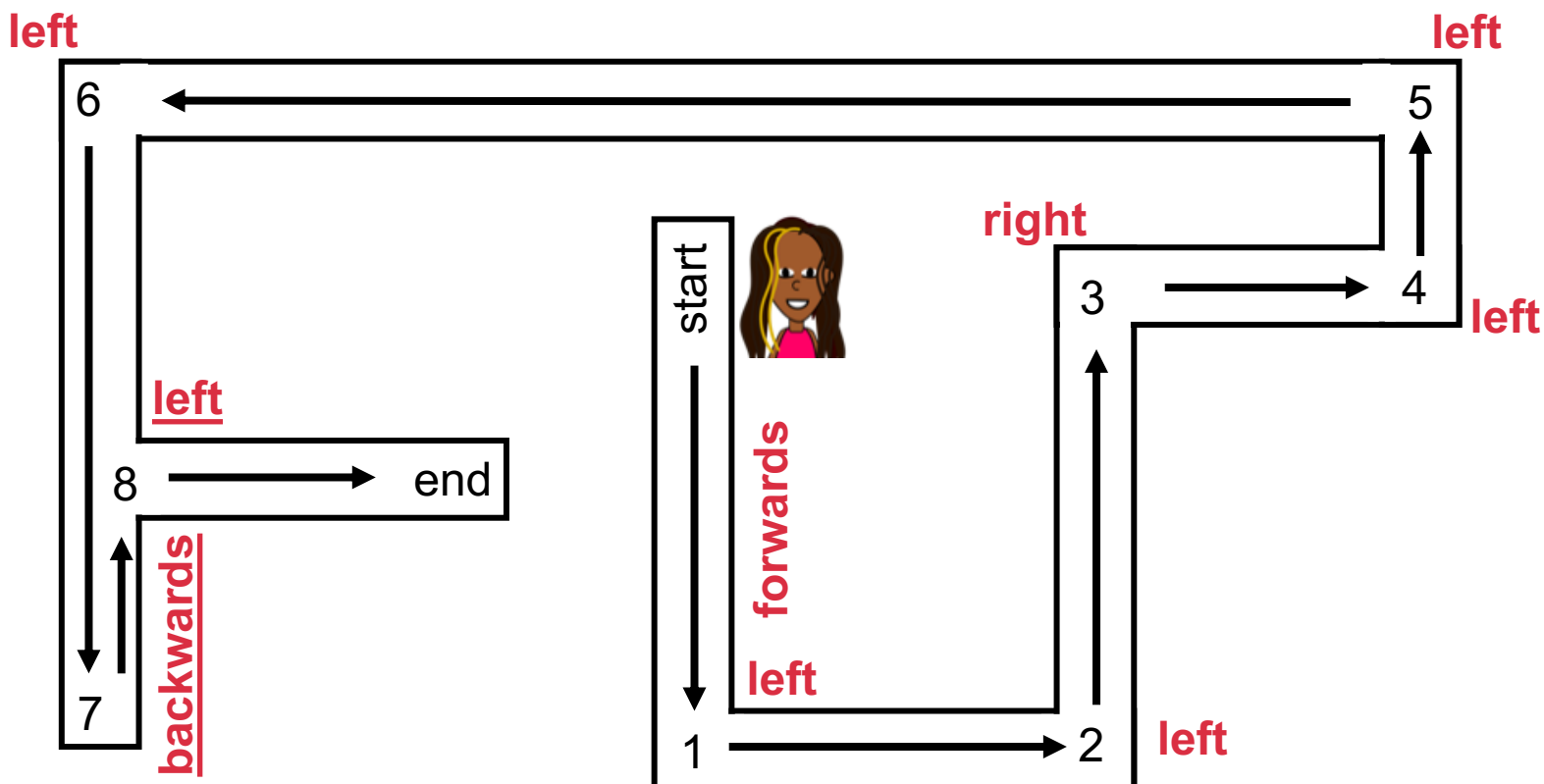


To describe movement

Talking Time:

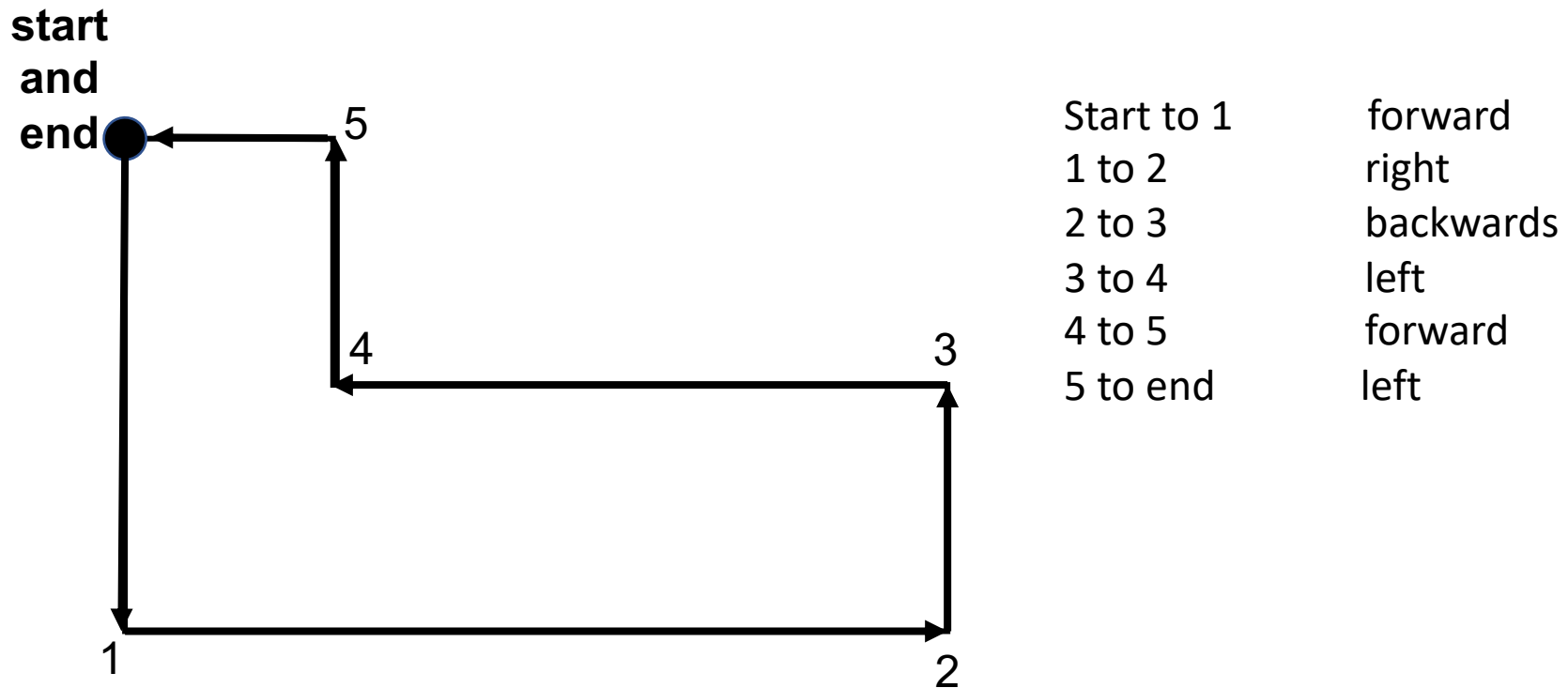



Alena is walking along a route in the playground. Can you use the words 'left', 'right', 'forwards' and 'backwards' to help her get from the start to the finish of the route?



To describe movement


Activity 1: The robot has drawn this shape using the directions below.
Do the directions and the drawing match?
If not, can you correct the directions?



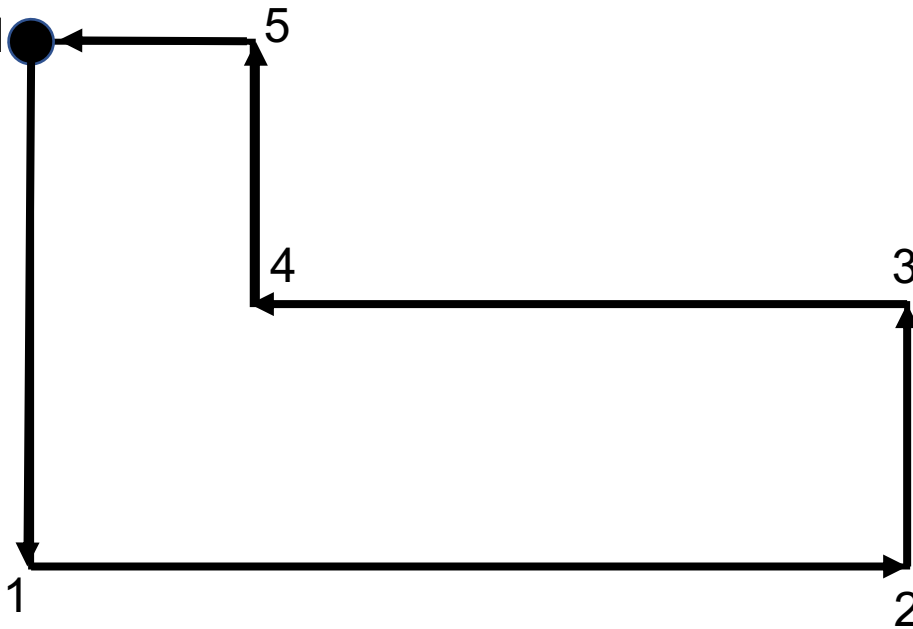
Think about the direction that the robot is facing when it moves.

To describe movement

Activity 1: The robot has drawn this shape using the directions below.
Do the directions and the drawing match?
If not, can you correct the directions?



start
and
end



Start to 1
1 to 2

forward
right

2 to 3

no, left
backwards

3 to 4

no, left
left

4 to 5

forward

5 to end

no, right
left

To describe movement

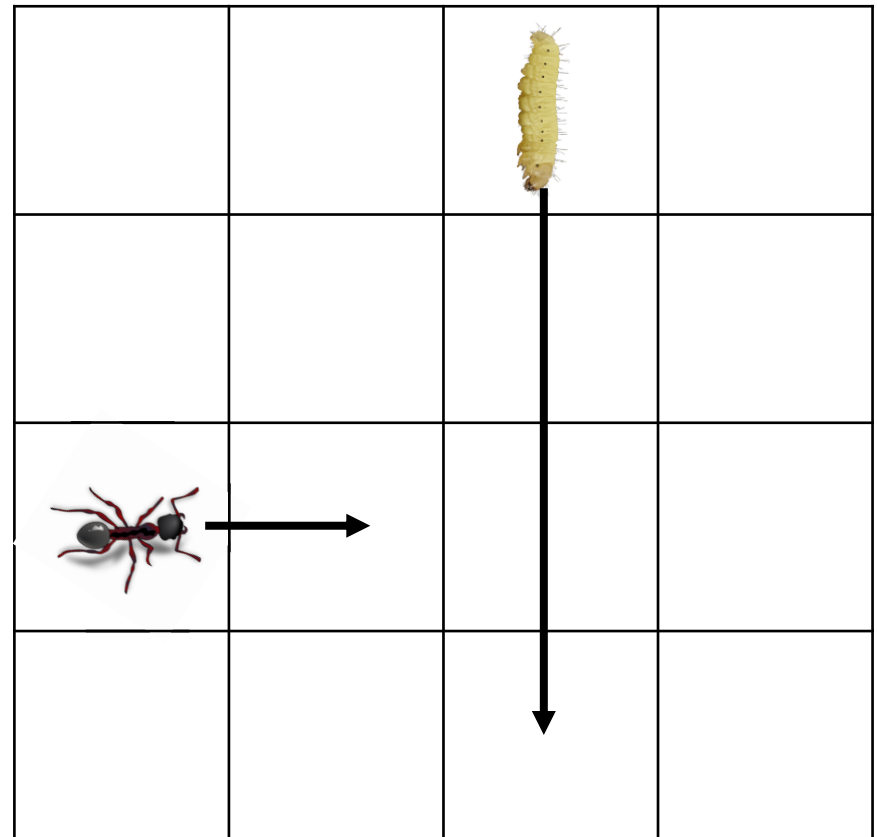
Talking Time:

Can you complete the stem sentences to describe the movements using the vocabulary 'up', 'down', 'forwards' and 'backwards'?

The  has moved 1 square _____.

The  has moved 3 squares _____.

Think about the direction that the minibeasts are facing when they start



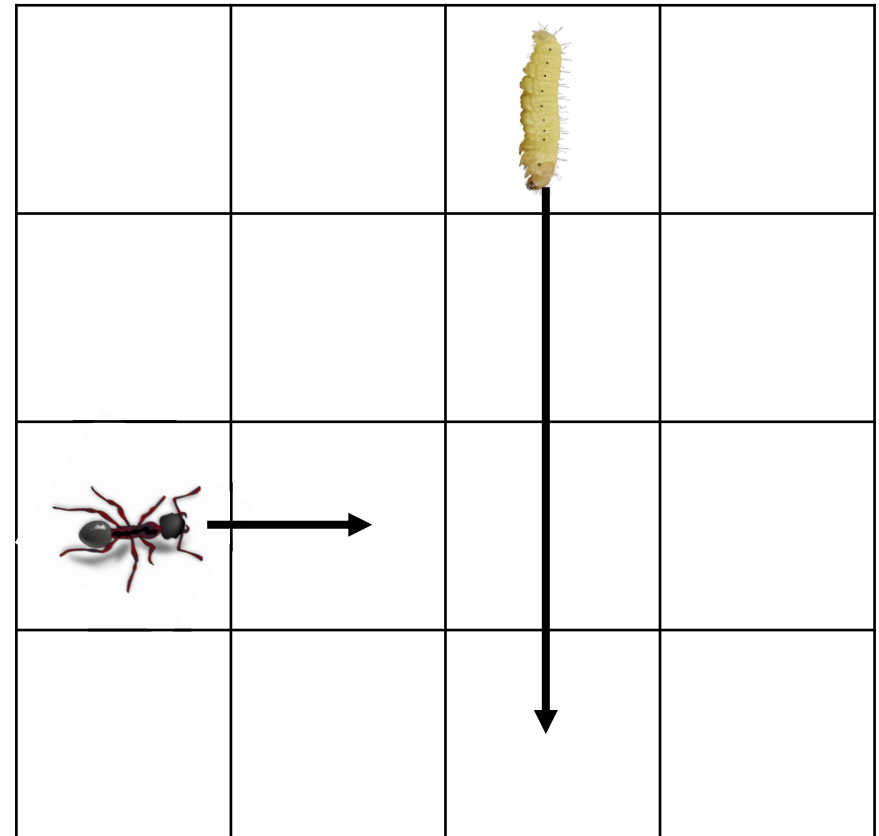
To describe movement

Talking Time:

Can you complete the stem sentences to describe the movements using the vocabulary 'up', 'down', 'forwards' and 'backwards'?

The  has moved 1 square forwards.


The  has moved 3 squares down.




To describe movement

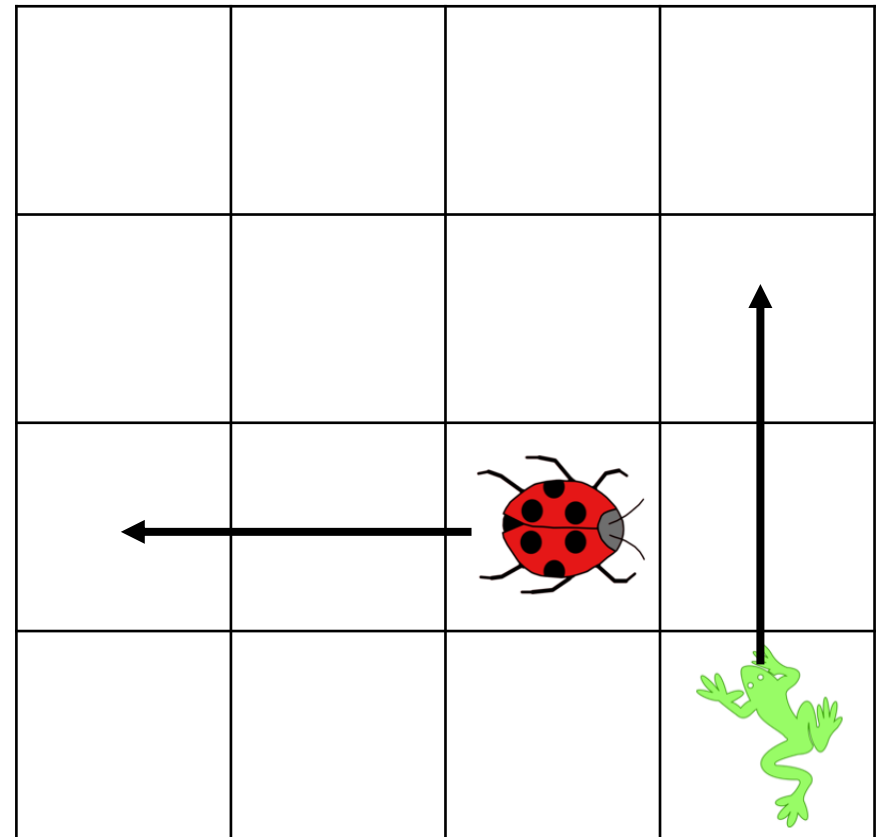
Talking Time:

Can you complete the stem sentences to describe the movements using the vocabulary 'up', 'down', 'forwards' and 'backwards'?

The  has moved 2 squares _____.

The  has moved 2 squares _____.


Think about the direction that the minibeasts are facing when they start




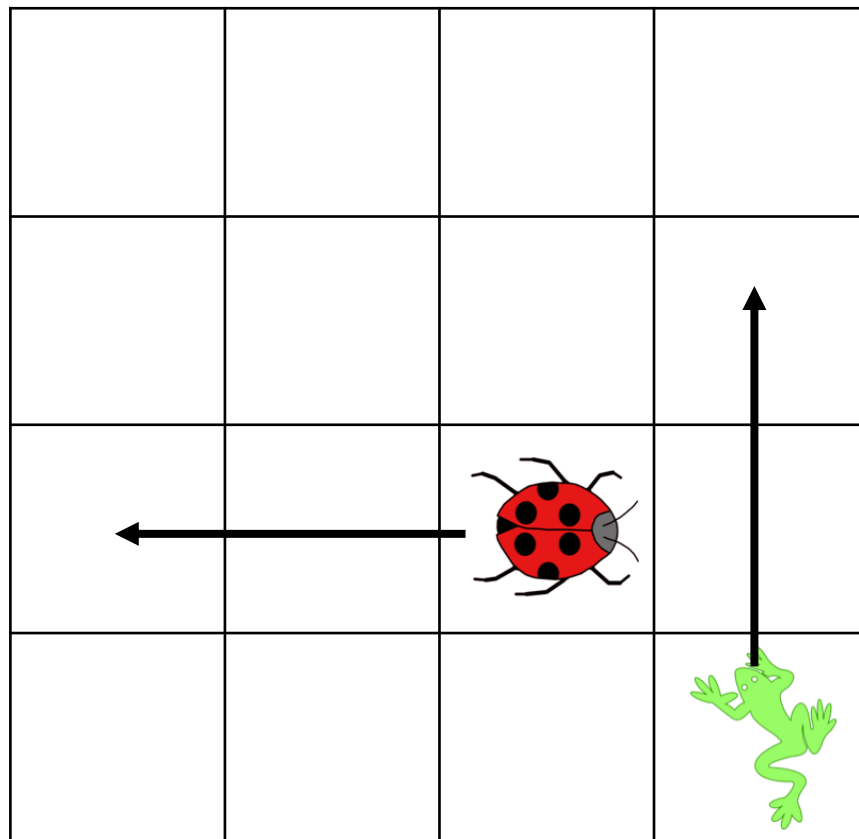
To describe movement

Talking Time:

Can you complete the stem sentences to describe the movements using the vocabulary 'up', 'down', 'forwards' and 'backwards'?

The  has moved 2 squares up.

The  has moved 2 squares backwards.



To describe movement

Talking Time:

Can you complete the stem sentences below with the correct word or image?



The _____ has moved 3 squares _____.



The _____ has moved 1 square _____.

The _____ has moved 2 squares backwards.

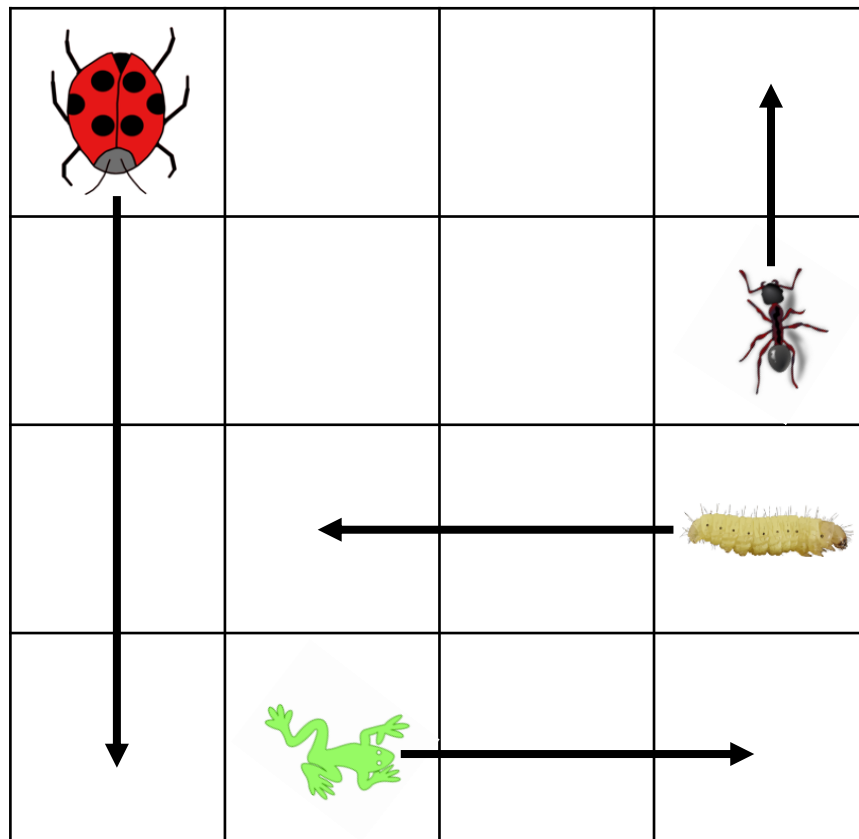
The _____ has moved _____ squares forwards.

up

forwards

down


backwards




To describe movement


Talking Time:

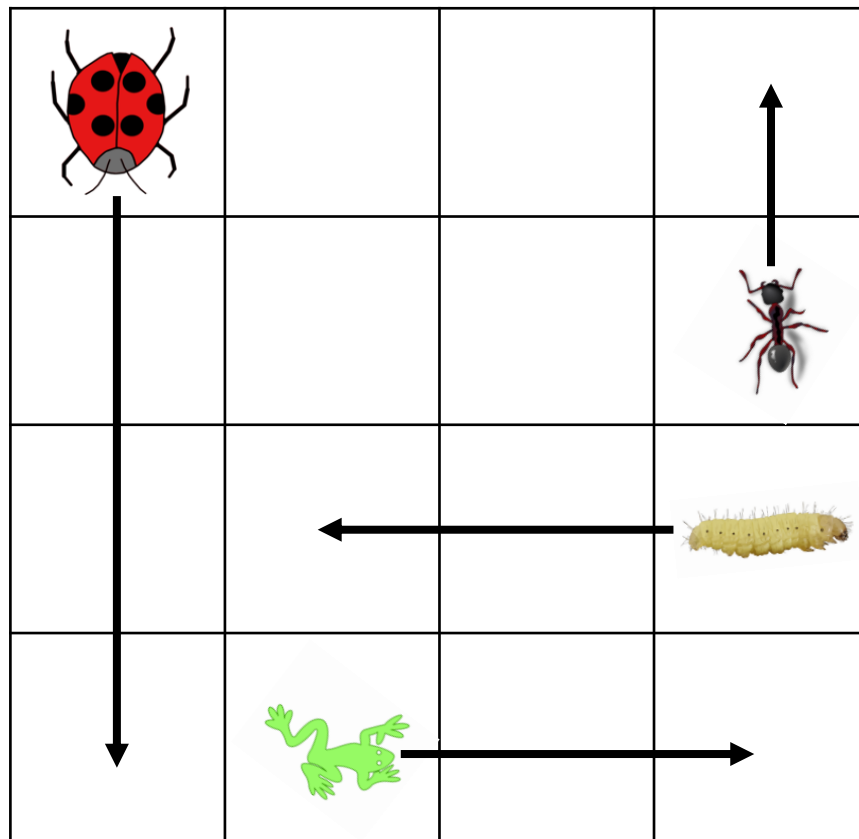
Can you complete the stem sentences below with the correct word or image?

The  has moved 3 squares down.

The  has moved 1 square up.

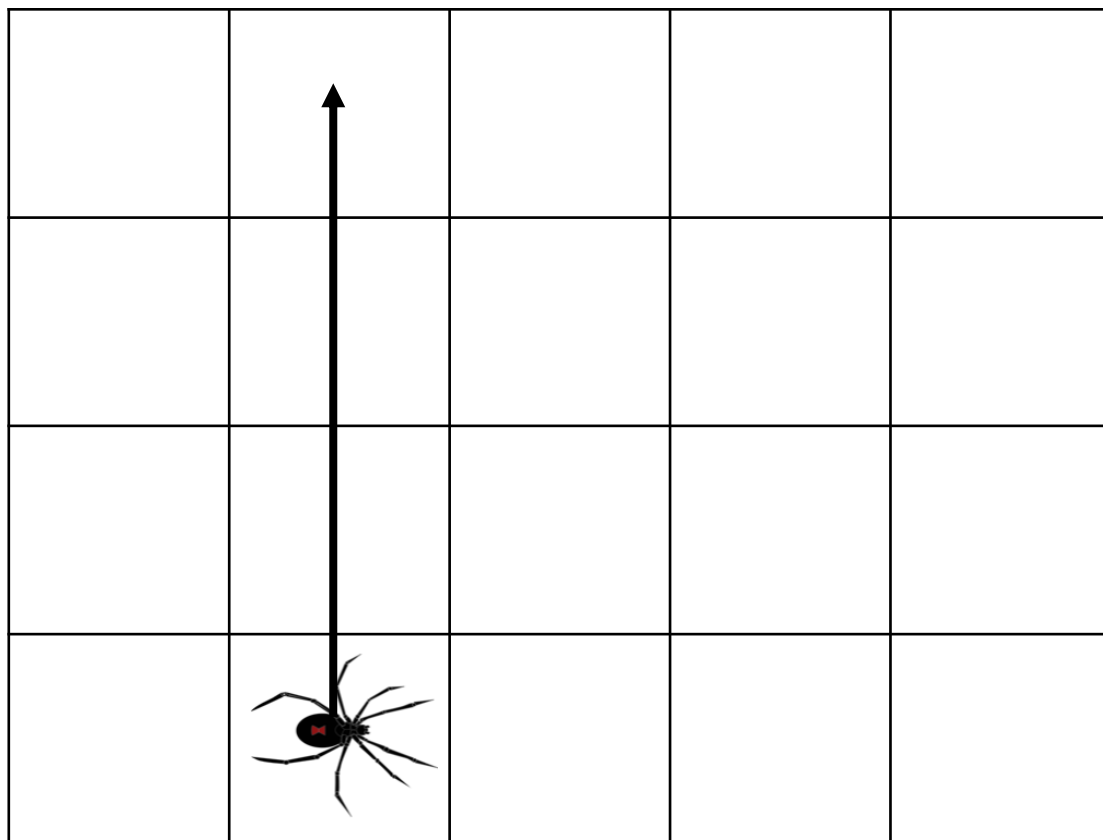
The  has moved 2 squares backwards.

The  has moved 2 squares forwards.



To describe movement

Activity 2: Do you agree with Riley?
Can you explain your thinking?

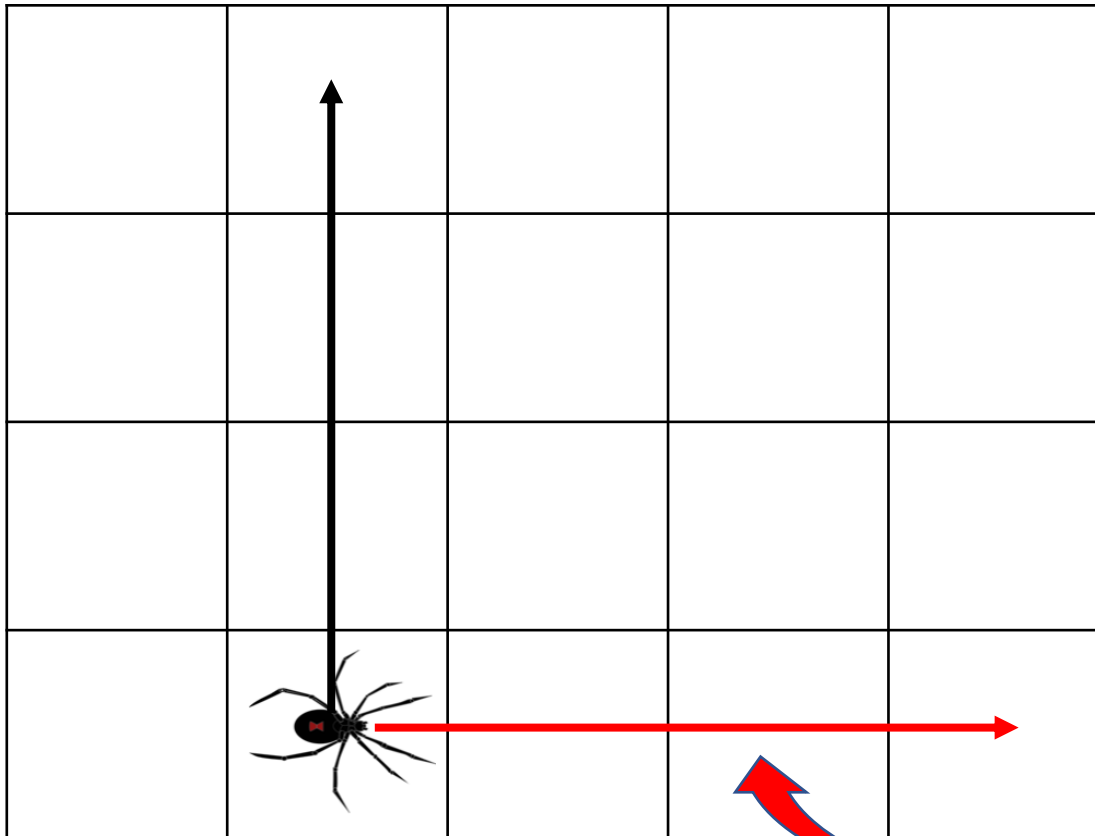


The spider
has crawled 3
squares
forward.



To describe movement

Activity 2: Do you agree with Riley?
Can you explain your thinking?



The spider
has crawled 3
squares
forward.

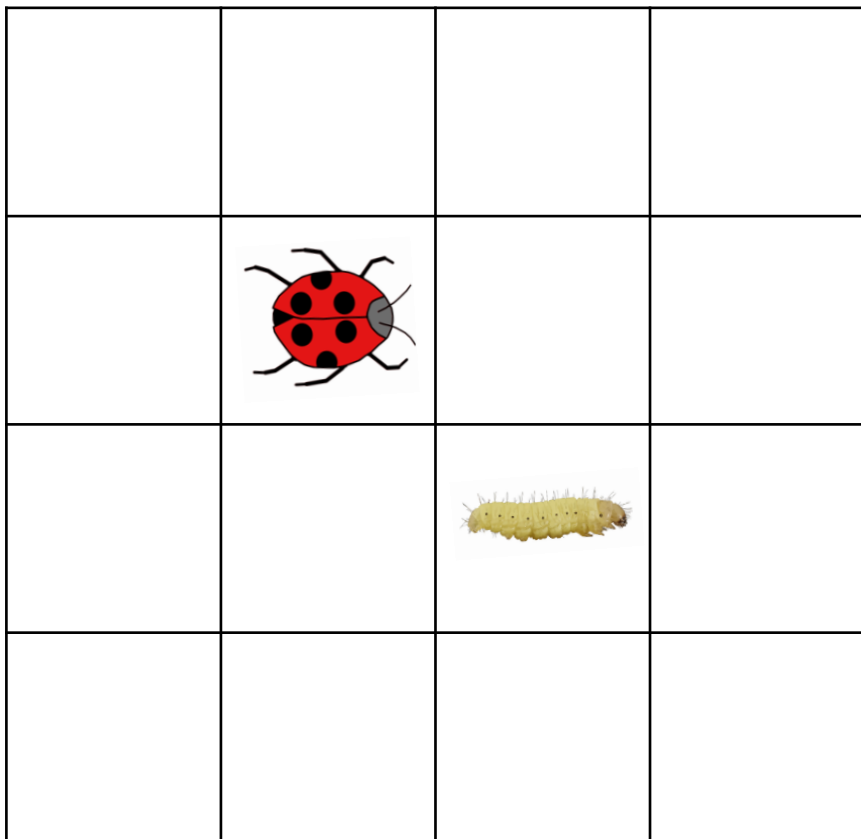



Riley is not correct.
He needs to remember which
direction the spider is facing.


3 squares forward would look
like this.

To describe movement

Talking Time: Can you record the movements on the grid by drawing the arrows?

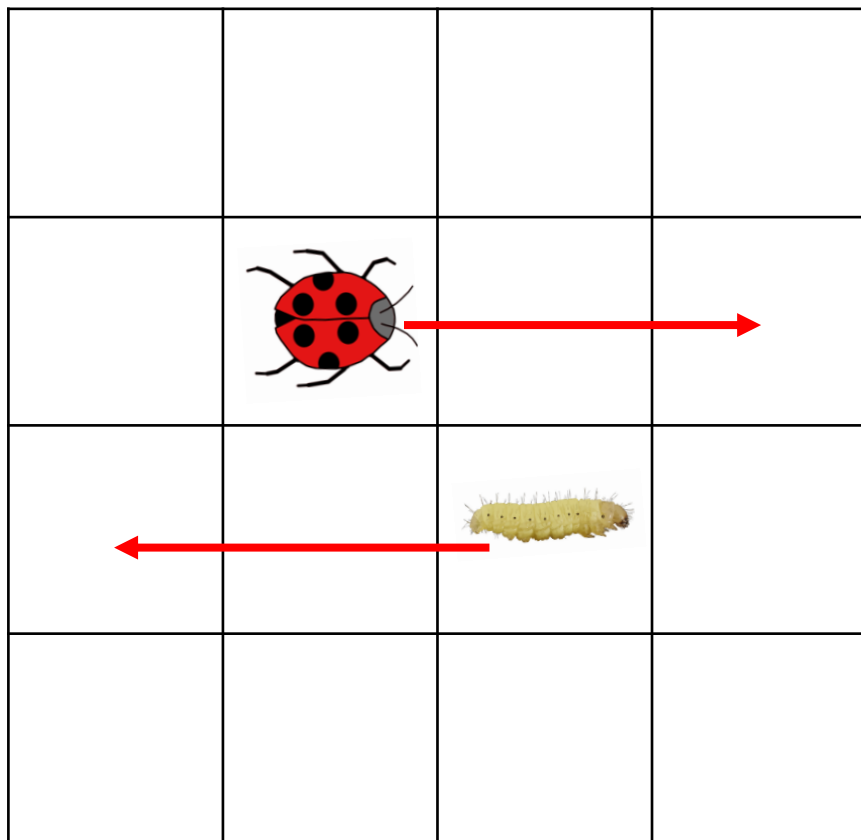



The  moves 2 squares forwards.


The  moves 2 squares backwards.

To describe movement

Talking Time: Can you record the movements on the grid by drawing the arrows?





The  moves 2 squares forwards.


The  moves 2 squares backwards.

To describe movement

Talking Time: Can you record the movements on the grid by drawing the arrows?

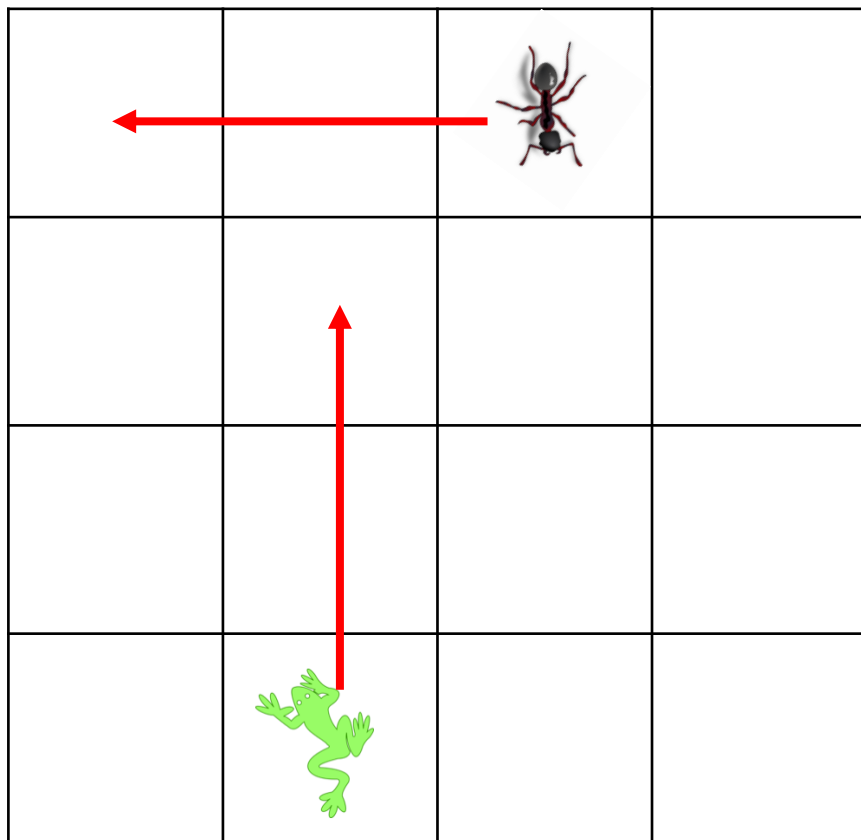



The  moves 2 squares to its right.

The  moves 2 squares up.

To describe movement

Talking Time: Can you record the movements on the grid by drawing the arrows?





The  moves 2 squares to its right.


The  moves 2 squares up.


To describe movement

Talking Time: Which two minibeasts will share the same square on this grid?



The  moves 3 squares to its left.

The  moves 1 square backwards.

The  moves 2 squares to its right.

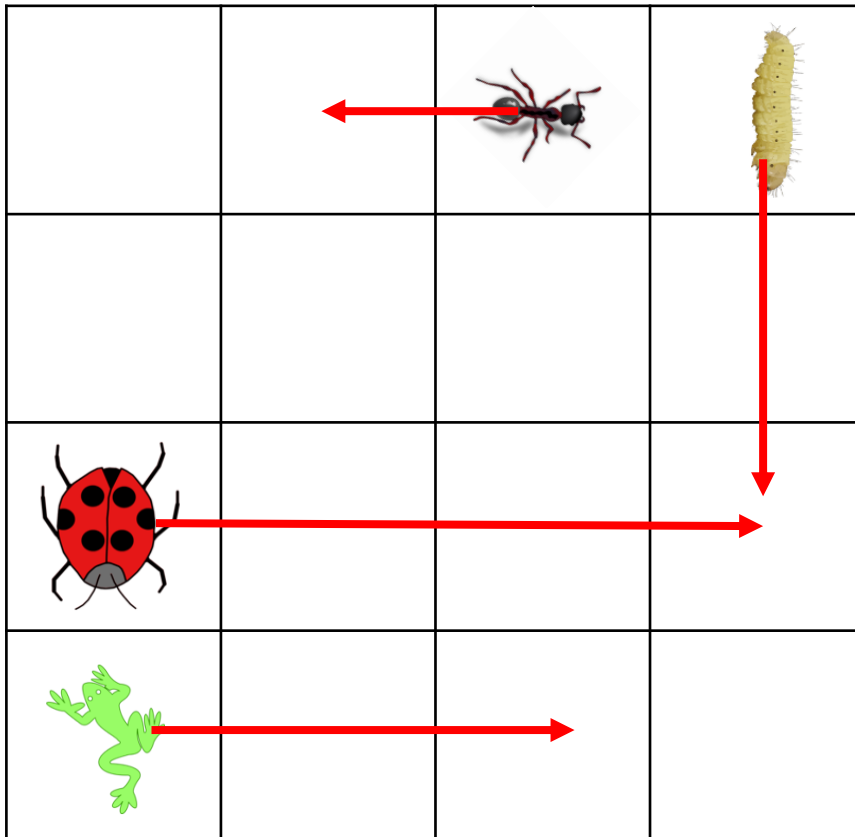
The  moves 2 squares down.


To describe movement


Talking Time: Which two minibeasts will share the same square on this grid?


Extension:

Can you create a grid for four minibeasts and some directions so that all four share the same square on the grid after they have moved?



The  moves 3 squares to its left.

The  moves 1 square backwards.

The  moves 2 squares to its right.

The  moves 2 squares down.

The  and the  will share the same square on the grid.

To describe movement

Activity 3:


backwards

forwards

right

left

How many different ways can you find to get the bird back to its nest?



To describe movement

Activity 3:


How many different ways can you find to get the bird back to its nest?

backwards

forwards

right

left



There are lots of answers.

Here are a few of them.

Forwards 4, Left 2.

Forwards 3, Left 2, Right 1

Left 1, Forwards 4, Left 1.


Forwards 2, Left 2, Right 2

Forwards 1, Left 2,
Forwards 3.

To describe movement

- ☐ I can use the words 'forwards', 'backwards', 'up', 'down', 'left' and 'right' to describe movement in a straight line
- ☐ I can follow and give directions – with a partner
- ☐ I can write directions for routes and I can record routes on grids

Evaluation: Can you get the dog back to its basket without it getting wet in a puddle? The first direction has been given to you. So, what comes next?

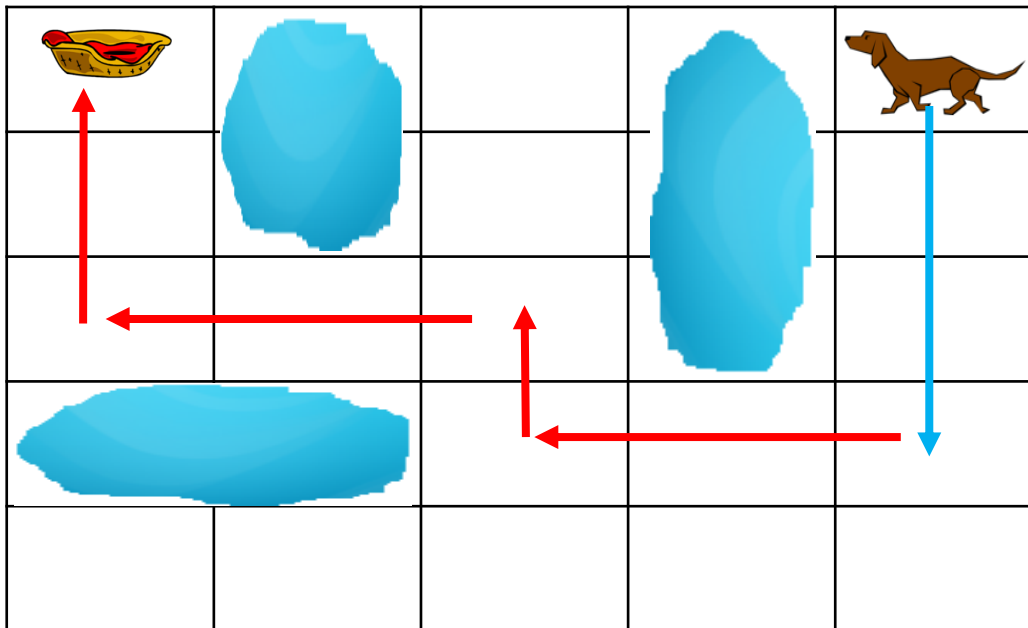


Left 3

To describe movement

- ☐ I can use the words 'forwards', 'backwards', 'up', 'down', 'left' and 'right' to describe movement in a straight line
- ☐ I can follow and give directions – with a partner
- ☐ I can write directions for routes and I can record routes on grids

Evaluation: Can you get the dog back to its basket without it getting wet in a puddle? The first direction has been given to you. So, what comes next?






Left 3,
Forwards 2,
Right 1,
Forwards 2,
Right 2.

Do you have a group of pupils who need a boost in maths this term?

Each pupil could receive a personalised lesson every week from our specialist 1-to-1 maths tutors.

- Raise attainment
- Plug any gaps or misconceptions
- Boost confidence

Speak to us:

-  thirdspacelearning.com
-  0203 771 0095
-  hello@thirdspacelearning.com